

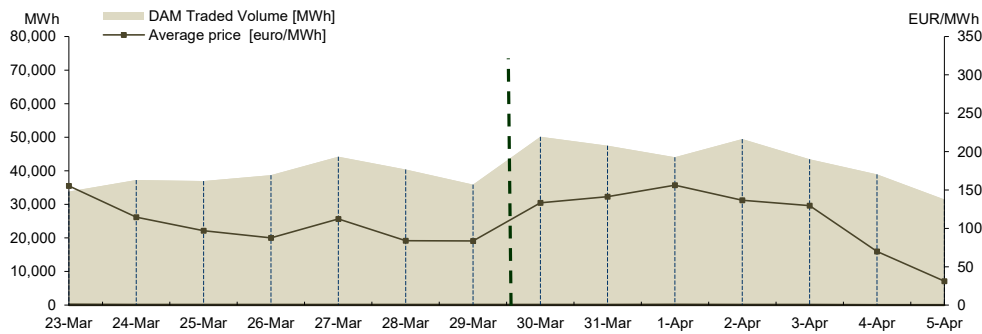
**WEEKLY REPORT**  
**30.03.2026 - 05.04.2026**

**Day Ahead Market**

**Prices and Volumes**

Average price <sup>1</sup> [euro/MWh]	March 30	March 31	April 01	April 02	April 03	April 04	April 05
	133.13	141.24	156.26	136.58	129.62	69.99	31.16
	March 23	March 24	March 25	March 26	March 27	March 28	March 29
	155.42	114.77	96.95	87.61	112.37	83.87	83.66
Total daily volume traded on DAM [MWh]	March 30	March 31	April 01	April 02	April 03	April 04	April 05
	50,139.7	47,503.4	44,032.9	49,430.0	43,444.7	38,962.2	31,456.8
	March 23	March 24	March 25	March 26	March 27	March 28	March 29
	33,843.8	37,287.9	36,954.6	38,680.3	44,216.3	40,382.8	35,843.4
DAM market share of forecasted consumption <sup>2</sup>	March 30	March 31	April 01	April 02	April 03	April 04	April 05
	27.69%	31.82%	31.73%	32.37%	28.61%	25.25%	28.52%
	March 23	March 24	March 25	March 26	March 27	March 28	March 29
	22.10%	28.11%	23.75%	26.44%	29.00%	24.13%	22.62%

Results  
DAM 15 min \*



**Trends**

Results**	Week	Trend related to week
	30.03.2026 - 05.04.2026	23.03.2026 - 29.03.2026
Average price <sup>3</sup> [euro/MWh]	114.00 ↑	8.49%
Total volume traded on DAM [MWh]	304,969.6 ↑	14.13%
DAM market share of forecasted consumption [%]	29.37% ↑	17.17%
Selling offers' total volume [MWh]	316,780.8 ↑	14.93%
Buying offers' total volume [MWh]	235,696.0 ↑	29.22%

<sup>1</sup> The arithmetic mean of the prices corresponding to all intervals from a day.

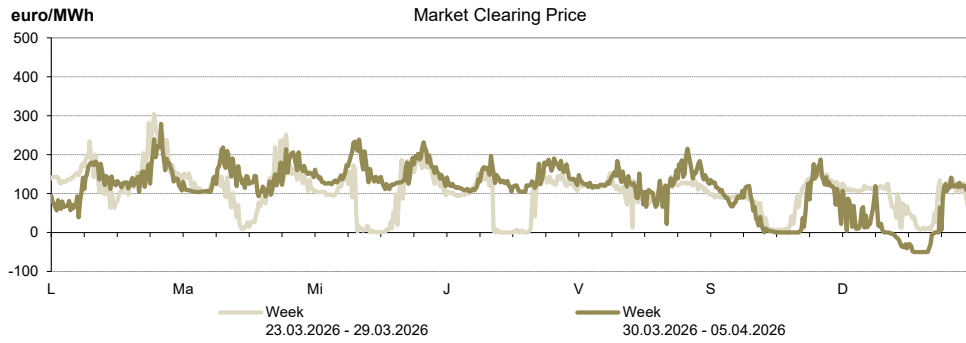
<sup>2</sup> Represents the final approximation of the net consumption, published by TSO in the trading day that proceeds the delivery day.

<sup>3</sup> The arithmetic mean of the prices corresponding to all intervals from the analysed week.

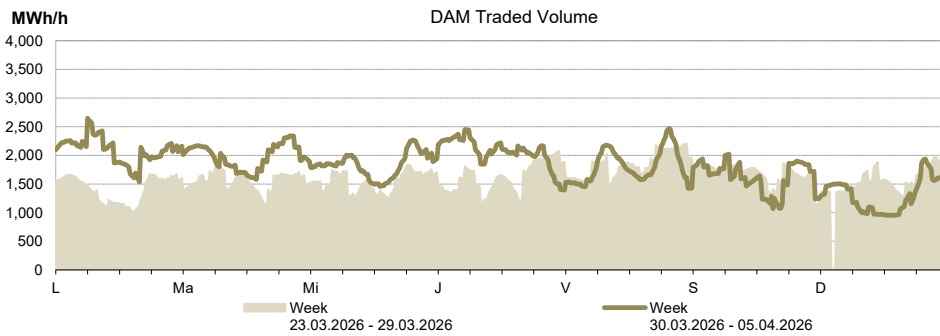
\* Beginning with delivery day November 12, 2014, trading on the DAM is carried out in CET hours.

\*\* Beginning with delivery day October 1, 2025, trading on the DAM is carried out at 15-minute granularity.

Price [euro/MWh]	Week	
	30.03.2026 - 05.04.2026	Trend related to week 23.03.2026 - 29.03.2026
ROPEX_DAM_Base	114.00	↑ 8.49%
ROPEX_DAM_Peak	105.03	↑ 21.77%
ROPEX_DAM_Off_peak	122.96	↓ -0.94%
Max 15min price	278.83	↓ -8.36%
Min 15min price	-50.00	#DIV/0!



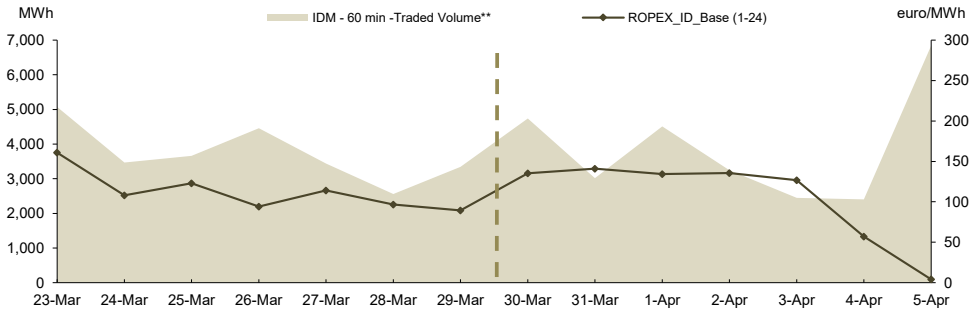
Volume traded on DAM	Week	
	30.03.2026 - 05.04.2026	Trend related to week 23.03.2026 - 29.03.2026
Base total volume [MWh]	304,969.6	↑ 14.13%
Peak total volume [MWh]	146,613.0	↑ 12.20%
Off-peak total volume [MWh]	158,356.6	↑ 15.98%
Max 15min volume [MW]	2,646.2	↑ 20.18%
Min 15min volume [MW]	952.7	↓ -3.81%



**Intraday Market**

**Results  
IDM - 60 min \***

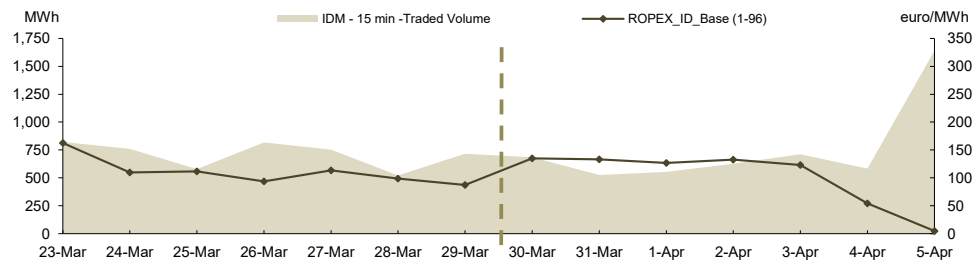
<b>Prices</b>							
ROPEX_ID_Base (1-24) [euro/MWh]	30 March	31 March	01 April	02 April	03 April	04 April	05 April
	135.29	141.02	134.34	135.62	126.80	56.96	4.07
	23 March	24 March	25 March	26 March	27 March	28 March	29 March
	160.82	107.96	122.92	94.12	114.01	96.64	89.52
<b>Volume</b>							
Sell Hourly Trades [MWh]	30 March	31 March	01 April	02 April	03 April	04 April	05 April
	2,981.7	1,744.5	3,226.6	974.6	1,623.5	1,704.0	5,842.0
	23 March	24 March	25 March	26 March	27 March	28 March	29 March
	2,370.2	2,410.3	1,877.9	2,541.8	1,106.5	568.1	2,335.1
Buy Hourly Trades [MWh]	30 March	31 March	01 April	02 April	03 April	04 April	05 April
	2,005.6	1,443.7	1,400.1	2,337.1	832.6	708.9	1,097.2
	23 March	24 March	25 March	26 March	27 March	28 March	29 March
	3,023.9	1,241.4	2,007.4	2,184.0	2,425.7	2,001.1	1,130.9
Sell Block Trades [MWh]	30 March	31 March	01 April	02 April	03 April	04 April	05 April
	-	-	-	-	-	-	-
	23 March	24 March	25 March	26 March	27 March	28 March	29 March
	-	-	-	-	-	-	-
Buy Block Trades [MWh]	30 March	31 March	01 April	02 April	03 April	04 April	05 April
	-	-	-	-	-	-	-
	23 March	24 March	25 March	26 March	27 March	28 March	29 March
	-	-	-	-	-	-	-
<b>Share of forecasted consumption</b>							
Share of forecasted consumption [%]	30 March	31 March	01 April	02 April	03 April	04 April	05 April
	2.62%	2.02%	3.25%	2.13%	1.61%	1.56%	6.20%
	23 March	24 March	25 March	26 March	27 March	28 March	29 March
	3.31%	2.61%	2.35%	3.05%	2.25%	1.53%	2.11%



IDM operational from November 12, 2019 according to Order ANRE no 202 / 2019  
\*\* traded volume includes both hourly and block trades

**Results  
IDM - 15 min \*\*\***

<b>Prices</b>							
ROPEX_ID_Base (1-96) [euro/MWh]	30 March	31 March	01 April	02 April	03 April	04 April	05 April
	134.91	133.02	126.83	132.59	123.16	54.26	4.90
	23 March	24 March	25 March	26 March	27 March	28 March	29 March
	162.58	110.01	111.54	93.72	113.62	98.97	87.51
<b>Volume</b>							
Sell Trades [MWh]	30 March	31 March	01 April	02 April	03 April	04 April	05 April
	446.7	358.9	391.8	261.8	448.0	375.4	1,482.2
	23 March	24 March	25 March	26 March	27 March	28 March	29 March
	585.7	505.2	160.9	397.7	326.8	216.7	483.4
Buy Trades [MWh]	30 March	31 March	01 April	02 April	03 April	04 April	05 April
	241.9	170.6	164.3	366.2	270.5	208.7	168.3
	23 March	24 March	25 March	26 March	27 March	28 March	29 March
	243.8	259.8	430.9	429.8	440.0	305.0	242.5
<b>Share of forecasted consumption</b>							
Share of forecasted consumption [%]	30 March	31 March	01 April	02 April	03 April	04 April	05 April
	0.38%	0.35%	0.40%	0.41%	0.47%	0.38%	1.49%
	23 March	24 March	25 March	26 March	27 March	28 March	29 March
	0.54%	0.57%	0.37%	0.56%	0.49%	0.31%	0.45%



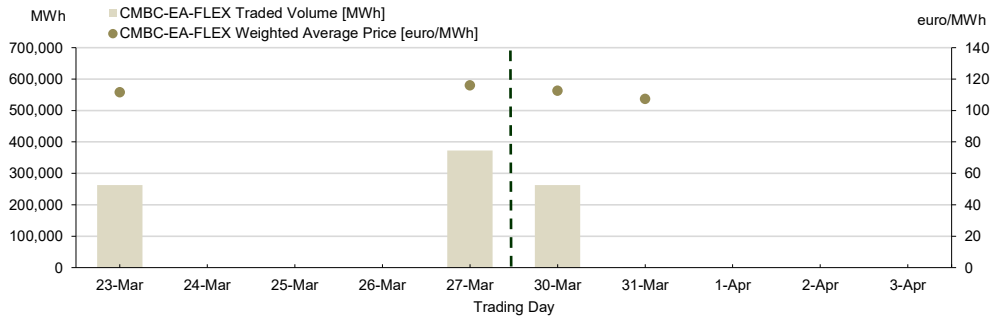
IDM - 15 min - operational from February, 2021 according to Order ANRE no 230/2020

**Centralised Market for Electricity Bilateral Contracts  
Flexible Extended Auctions Mechanism**

	March 30	March 31	April 01	April 02	April 03
CMBC-EA-FLEX Weighted Average Price [euro/MWh]	112.52	107.38	-	-	-
	March 23	March 24	March 25	March 26	March 27
	111.63	-	-	-	116.00
CMBC-EA-FLEX Traded Quantity [MWh]	262,800	689	-	-	-
	March 23	March 24	March 25	March 26	March 27
	262,800	-	-	-	372,990

Note:  = Non working day

**Results**

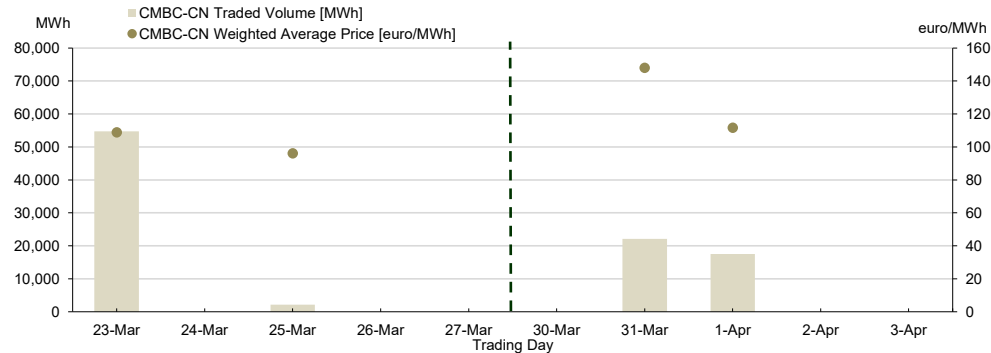


**Centralised Market for Electricity Bilateral Contracts  
Continuous Negotiation Mechanism**

	March 30	March 31	April 01	April 02	April 03
CMBC-CN Weighted Average Price [euro/MWh]	-	148.07	111.80	-	-
	March 23	March 24	March 25	March 26	March 27
	108.85	-	96.17	-	-
CMBC-CN Traded Quantity [MWh]	-	22,090	17,520	-	-
	March 23	March 24	March 25	March 26	March 27
	54,720	-	2,184	-	-

Note:  = Non working day

**Results**

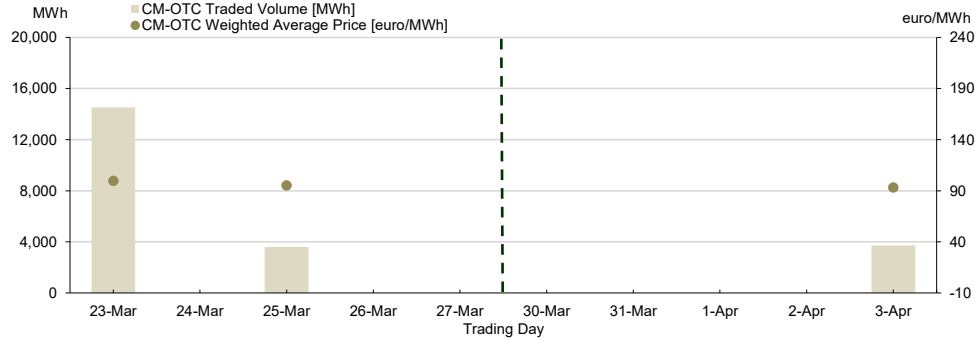


**Centralised Market with double continuous negotiation for Electricity Bilateral Contracts**

CM-OTC Weighted Average Price [euro/MWh]	March 30	March 31	April 01	April 02	April 03
	-	-	-	-	93.18
CM-OTC Traded Quantity [MWh]	March 23	March 24	March 25	March 26	March 27
	99,79	-	95,19	-	-
	March 30	March 31	April 01	April 02	April 03
	-	-	-	-	3,720
	March 23	March 24	March 25	March 26	March 27
	14,520	-	3,600	-	-

Note:  = Non working day

Results



**Electricity market for large consumers**

Results LCM

No trades were concluded in the analysed week.

**Centralised Market for Universal Service**

Results

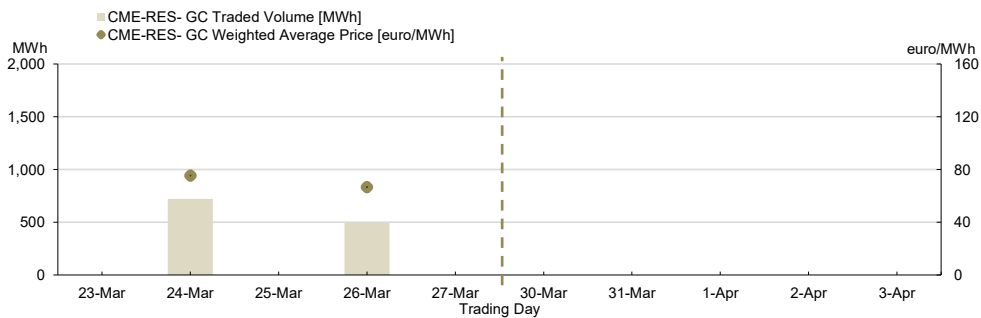
**Centralised market for electricity from renewable energy sources supported by green certificates - CME-RES- GC**

CME-RES- GC Weighted Average Price [euro/MWh]	30 March	31 March	01 April	02 April	03 April
	-	-	-	-	-
CME-RES- GC Traded Quantity [MWh]	23 March	24 March	25 March	26 March	27 March
	-	75.55	-	66.73	-
CME-RES- GC Number** of Green Certificates Traded	30 March	31 March	01 April	02 April	03 April
	-	-	-	-	-
	23 March	24 March	25 March	26 March	27 March
	-	720	-	492	-
	30 March	31 March	01 April	02 April	03 April
	-	-	-	-	-
	23 March	24 March	25 March	26 March	27 March
	-	2,160	-	1,476	-

Note:  = Non working day

\*\*The information concerning the number of traded GC will be reported to ANRE according to ANRE Order no 195/2019

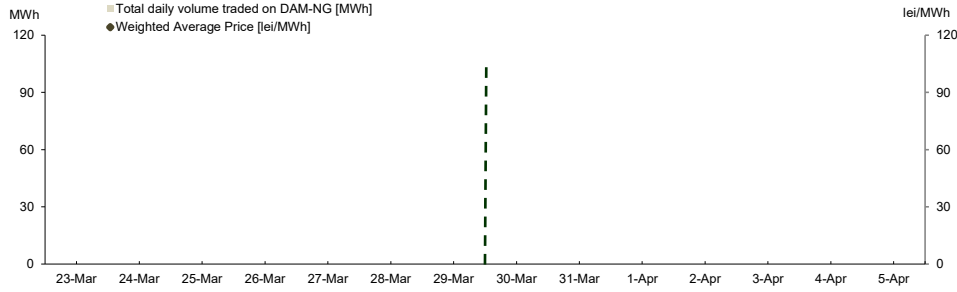
Results



**Day Ahead Market for Natural Gas**

**Prices and Volumes**

Weighted Average Price [lei/MWh]	March 30	March 31	April 01	April 02	April 03	April 04	April 05
	-	-	-	-	-	-	-
	March 23	March 24	March 25	March 26	March 27	March 28	March 29
	-	-	-	-	-	-	-
Total daily volume traded on DAM-NG [MWh]	March 30	March 31	April 01	April 02	April 03	April 04	April 05
	-	-	-	-	-	-	-
	March 23	March 24	March 25	March 26	March 27	March 28	March 29
	-	-	-	-	-	-	-



Results

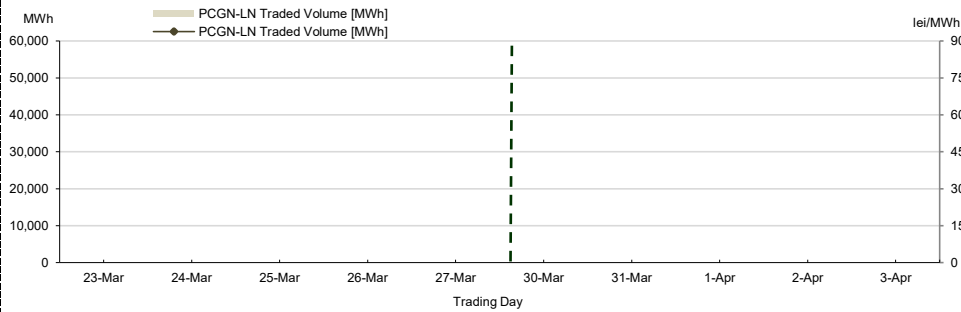
**Trends**

Results	Week 30.03.2026 - 05.04.2026	Trend related to week 23.03.2026 - 29.03.2026
Weighted Average Price [lei/MWh]	-	-
Total volume traded on DAM-NG [MWh]:	-	-

**Centralised Market for Natural Gas  
Trading Mechanism PCGN-LN**

Weighted Average Price [lei/MWh]	March 30	March 31	April 01	April 02	April 03
	-	-	-	-	-
	March 23	March 24	March 25	March 26	March 27
	-	-	-	-	-
PCGN-LN Traded Quantity [MWh]	March 30	March 31	April 01	April 02	April 03
	-	-	-	-	-
	March 23	March 24	March 25	March 26	March 27
	-	-	-	-	-

Note: ■ = Non working day



Results