



*earning every day-ahead your trust  
stepping forward to the future*

**opcom**

Romanian gas and electricity market operator

**Opcom**

MONTHLY MARKET REPORT

MAY 2020

## Day-Ahead Market - May 2020

Number of registered participants on Day Ahead Market: **374**

Number of active market participants [participants/month]: **298**

Average number of active market participants [participants/day]: **286**

Average price (arithmetic mean) [euro/MWh]: **24.86**

Average price (weighted mean) [euro/MWh]: **25.24**

Total traded volume [MWh]: **1,981,283.7**

Average traded volume [MWh/h]: **2,663.0**

DAM Share of forecasted net consumption [%]: **50.27**

Value [mil. euro]: **50.00**

Period	Total Traded Volume [MWh]	Average Traded Volume [MWh/h]	DAM Share [%]	Average Price [euro/MWh]	Value of Transactions [euro]
<b>May 2019</b>	1,639,334.1	2,203.4	37.31%	40.73	68,169,952.19
<b>May 2020</b>	1,981,283.7	2,663.0	50.27%	24.86	50,001,594.42
Variation	▲ +20.86%	▲ +20.86%	▲ +34.76%	▼ -38.98%	▼ -26.65%

Period	Total Traded Volume [MWh]	Average Traded Volume [MWh/h]	DAM Share [%]	Average Price [euro/MWh]	Value of Transactions [euro]
<b>April 2020</b>	1,929,979.5	2,680.5	49.89%	25.51	49,707,646.15
<b>May 2020</b>	1,981,283.7	2,663.0	50.27%	24.86	50,001,594.42
Variation	▲ +2.66%	▼ -0.65%	▲ +0.77%	▼ -2.56%	▲ +0.59%

## Intraday Market - May 2020

Number of registered participants on IDM: **154**

Number of active market participants [participants/month]: **58**

Average price (weighted mean) [euro/MWh]: **24.40**

Total traded volume [MWh]: **39,641.8**

Average traded volume [MWh/h]: **53.3**

IDM Share of forecasted net consumption [%]: **1.01**

Value [mil. euro]: **0.97**

Period	Total Traded Volume [MWh]	Average Traded Volume [MWh/h]	DAM Share [%]	Average price (weighted mean) [euro/MWh]	Value of Transactions [euro]
<b>May 2019</b>	29,944.2	40.2	0.68%	38.75	1.16
<b>May 2020</b>	39,641.8	53.3	1.01%	24.40	0.97
Variation	▲ +32.39%	▲ +32.39%	▲ +47.61%	▼ -37.03%	▼ -16.64%

Period	Total Traded Volume [MWh]	Average Traded Volume [MWh/h]	DAM Share [%]	Average price (weighted mean) [euro/MWh]	Value of Transactions [euro]
<b>April 2020</b>	33,320.2	46.3	0.86%	24.25	0.81
<b>May 2020</b>	39,641.8	53.3	1.01%	24.40	0.97
Variation	▲ +18.97%	▲ +15.13%	▲ +16.78%	▲ +0.61%	▲ +19.70%

## Centralized Market for Bilateral Contracts - May 2020

### Extended Auctions Mechanism – CMBC - EA operational until May 8, 2020

Number of registered participants on CMBC-EA: **238**

Number of active market participants [participants/month]: **15**

Bilateral Contracts Traded in May:

- Number: **7**
- Total traded volume [MWh]: **118,781.800**
- Average price (weighted mean) [euro/MWh]: **52.65**
- Value [mil. euro]: **6.25**

Bilateral Contracts with Delivery in May:

- Number: **298**
- Total traded volume [MWh]: **1,289,688.480**
- Market Share of forecasted net consumption [%]: **32.72**
- Average price (weighted mean) [euro/MWh]: **53.07**
- Value [mil. euro]: **68.44**

### Flexible Extended Auctions Mechanism – CMBC - EA - flex

Number of registered participants on CMBC-EA: **240**

Number of active market participants [participants/month]: **20**

Bilateral Contracts Traded in May:

- Number: **22**
- Total traded volume [MWh]: **672,869.0**
- Average price (weighted mean) [euro/MWh]: **53.40**
- Value [mil. euro]: **35.93**

### Continuous Negotiation mechanism

Number of registered participants on CMBC-CN: **182**

Number of active market participants [participants/month]: **53**

Standard Contracts traded in May:

- Number of forward contracts: **3,770**
- Total traded volume [MWh]: **1,100,752**
- Average price (weighted mean) [euro/MWh]: **51.02**
- Value [mil. euro]: **56.16**

Standard Contracts with Delivery in May:

- Number of forward contracts: **8,664**
- Total traded volume [MWh]: **648,463**
- Market Share of forecasted net consumption [%]: **16.45**
- Average price (weighted mean) [euro/MWh]: **54.00**
- Value [mil. euro]: **35.01**

## Centralized Market with double continuous negotiation for Electricity Bilateral Contracts - May 2020

Number of registered participants on CM-OTC: **90**

Number of active market participants [participants/month]: **47**

Bilateral Contracts Traded in May:

- Number of market participants with concluded trades [participants/month]: **41**
- Total traded volume [MWh]: **2,255,086**
- Average price (weighted mean) [euro/MWh]: **49.78**
- Value [mil. euro]: **112.25**

Bilateral Contracts with Delivery in May:

- Number of market participants with concluded trades [participants/month]: **51**
- Total traded volume [MWh]: **1,990,720**
- Market Share of forecasted net consumption [%]: **50.51**
- Average price (weighted mean) [euro/MWh]: **49.18**
- Value [mil. euro]: **97.91**

### Centralized Market for Universal Service - May 2020

Number of registered participants on CMUS: **19**

Number of active market participants [participants/month]: **2**

Contracts Traded in May:

- Number: **0**
- Total traded volume [MWh]: **0**
- Average price (weighted mean) [euro/MWh]: **-**
- Value [mil. euro]: **0.00**

Contracts with Delivery in May:

- Number: **0**
- Total traded volume [MWh]: **0**
- Market Share of forecasted net consumption [%]: **0.00**
- Average price (weighted mean) [euro/MWh]: **-**
- Value [mil. euro]: **0.00**

### Centralized Market for Electricity from Renewable Energy Sources Supported by Green Certificates - May 2020

Number of registered participants on CME-RES-GC: **84**

Number of active market participants [participants/month]: **17**

Contracts Traded in May:

- Number: **15**

Electricity:

- Total traded volume [MWh]: **88,080.0**
- Average price (weighted mean) [euro/MWh]: **42.19**
- Value [mil. euro]: **3.72**

Green Certificates:

- Number: **202,608**
- Average price (weighted mean) [euro/certificate]: **29.40**

Contracts with Delivery in May:

- Number: **21**

Electricity:

- Total traded volume [MWh]: **14,491.0**
- Market Share of forecasted net consumption [%]: **0.37**
- Average price (weighted mean) [euro/MWh]: **44.25**
- Value [mil. euro]: **0.64**

### Green Certificates Market - May 2020

Number of registered participants on Green Certificates Market: **945**

#### Green Certificates anonymous Centralized Spot Market

Number of active market participants [participants/month]: **143**

Green Certificates traded in May:

- Number: **2,395**
- Average price (weighted mean) [euro/certificate]: **29.40**

#### Green Certificates anonymous Centralized Term Market

Number of active market participants [participants/month]: **60**

Green Certificates traded in May:

- Number: **62,000**
- Average price (weighted mean) [euro/certificate]: **29.40**

## Day Ahead Market for Natural Gas - May 2020

Number of registered participants on DAM-NG: **29**

Number of active market participants [participants/month]: **0**

Average price (weighted mean) [lei/MWh]: **-**

Total traded volume [MWh]: **0**

Value [mil. lei]: **0.00**

## Centralised Market for Natural Gas - Trading Mechanism PCGN-LN - May 2020

Number of registered participants on PCGN-LN: **33**

Number of active market participants [participants/month]: **6**

Standard Contracts traded in May:

- Total traded volume [MWh]: **117,400**
- Average price (weighted mean) [lei/MWh]: **46.38**
- Value [mil. lei]: **5.45**

Standard Contracts with Delivery in May:

- Total traded volume [MWh]: **2,028,640**
- Average price (weighted mean) [lei/MWh]: **104.41**
- Value [mil. lei]: **211.81**

Day Ahead Market Prices (euro/MWh)				May 2020	
Base (1-24)		Peak (9-20)		Off-Peak (1-8, 21-24)	
24.86	▼ -2.56%	24.58	▼ -2.58%	25.13	▼ -2.54%

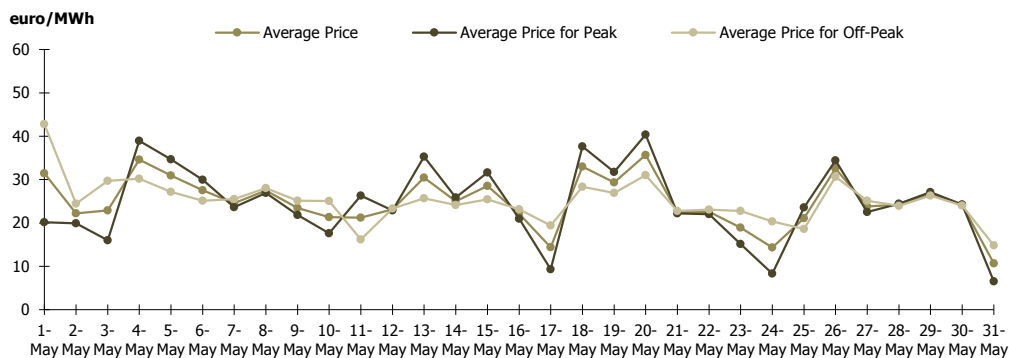


Figure 1: Daily DAM price development (base, peak and off-peak)

Day Ahead Market		May 2020
Traded Volume [MWh]	Market Share [%]	
1,981,283.7	50.27	▲ +2.66%

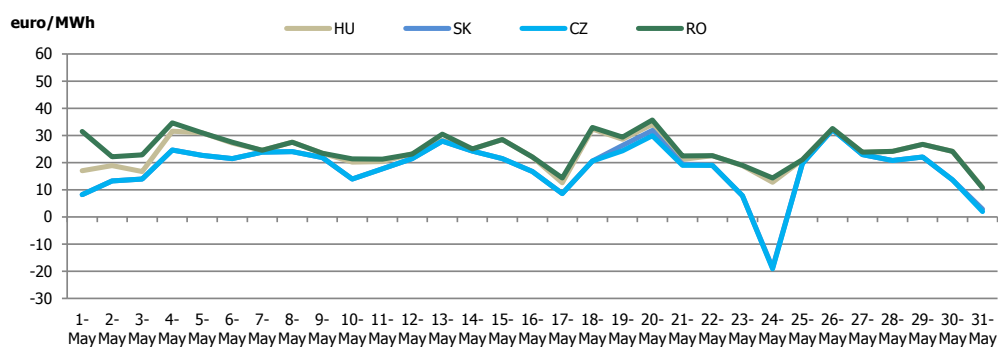


Figure 2: Daily DAM price development (base, peak and off-peak)

DAM Prices - 4MMC Coupling Results					May 2020
	RO	HU	SK	CZ	
Average Price (euro/MWh)	24.86	23.59	18.27	18.09	
Minimum Hourly Price (euro/MWh)	0.02	0.02	-65.00	-65.00	
Maximum Hourly Price (euro/MWh)	65.88	65.88	52.10	52.10	

Utilisation Rate of ATC for DAM – 4MMC Coupling Results					May 2020	
	RO->HU	HU->RO	HU->SK	SK->HU	SK->CZ	CZ->SK
ATC for DAM (MWh)	502,560.0	405,840.0	989,790.0	721,410.0	1,267,774.0	1,059,316.0
DAM Cross Border Flow (MWh)	48,126.8	180,050.0	2,797.3	639,191.7	6,496.3	546,765.9
Utilisation Rate of ATC for DAM (%)	9.58%	44.36%	0.28%	88.60%	0.51%	51.61%

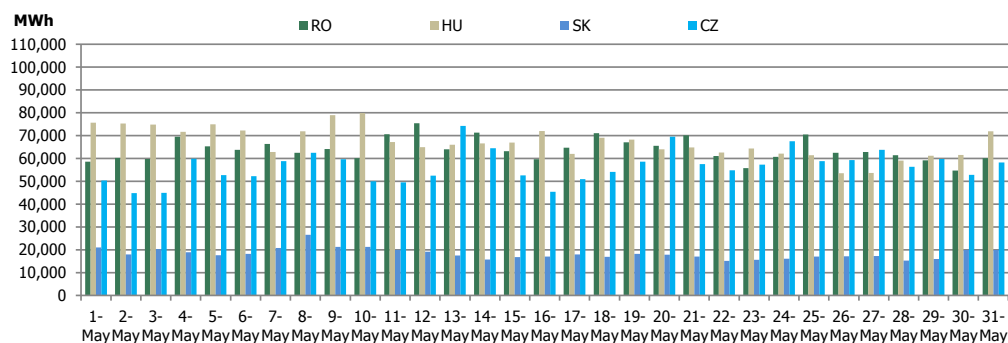
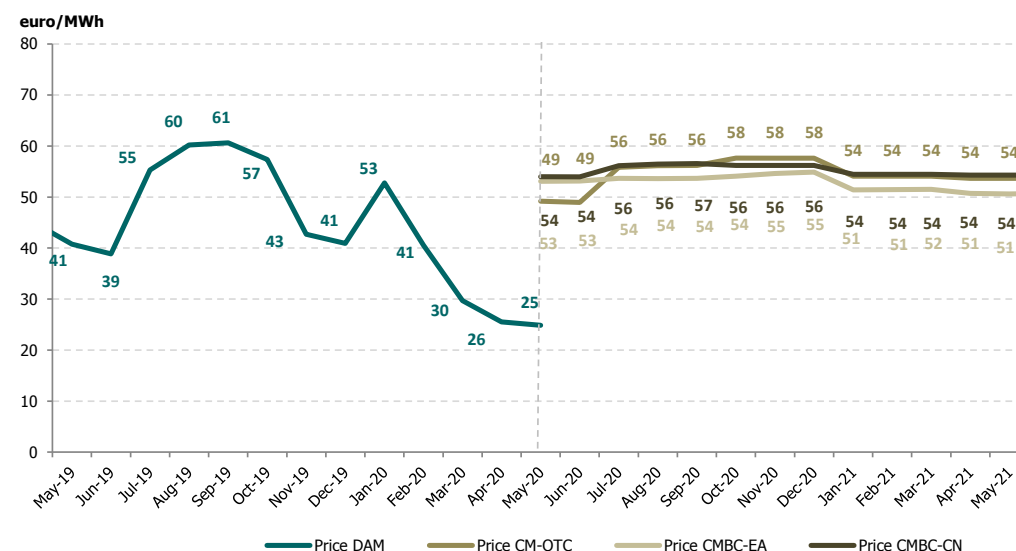
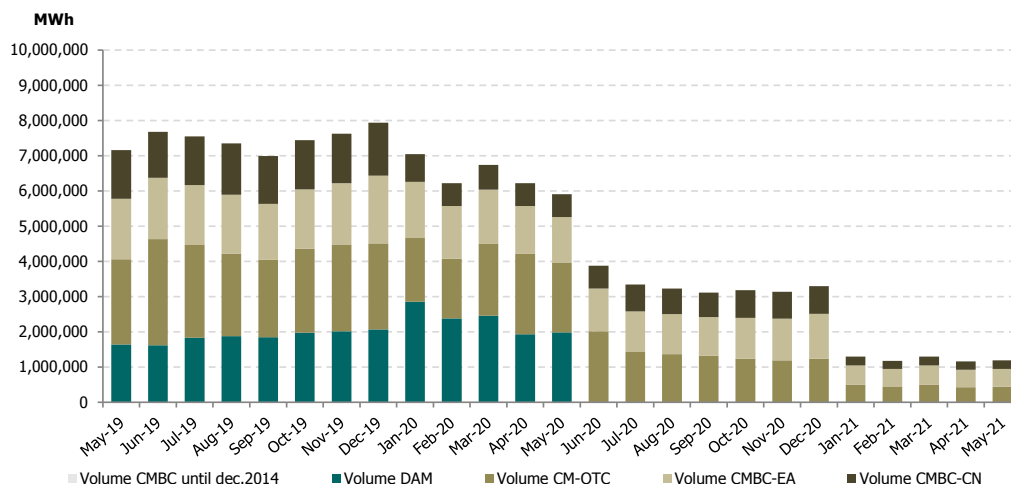


Figure 3: Daily DAM Traded Volume Development – 4MMC Coupling Results

Centralized Market for Electricity Bilateral Contracts (CMBC-EA and CMBC-CN)		May 2020
Delivery Volume [MWh]	Market Share [%]	
1,938,152	▼ -3.30%	49.18

Centralized Market with double continuous negotiation for Electricity Bilateral Contracts		May 2020
Delivery Volume [MWh]	Market Share [%]	
1,990,720	▼ -12.90%	50.51



Green Certificates anonymous Centralized Spot Market		May 2020
Number of Green Certificates	Price* [euro/certificate]	
2,395	▼ -99.63%	29.40

Green Certificates anonymous Centralized Term Market		May 2020
Number of Green Certificates	Price* [euro/certificate]	
62,000	▲ +29.17%	29.40

\*The price in Romanian currency was converted to euro using the average exchange rate for the last month of the previous year published by National Bank of Romania (NBR). This reference exchange rate respects the provisions of the Law 220/27.10.2008, with further amendments and additions.



**Opcom**

[www.opcom.ro](http://www.opcom.ro)

Bd. Hristo Botev 16-18

București 030236

ROMÂNIA

