



*earning every day-ahead your trust
stepping forward to the future*

opcom

Romanian gas and electricity market operator

Opcom

MONTHLY MARKET REPORT

JANUARY 2021



Day-Ahead Market - January 2021

Number of registered participants on Day Ahead Market: **359**
 Number of active market participants [participants/month]: **289**
 Average number of active market participants [participants/day]: **271**
 Average price (arithmetic mean) [euro/MWh]: **55.68**
 Average price (weighted mean) [euro/MWh]: **57.72**
 Total traded volume [MWh]: **2,471,037.8**
 Average traded volume [MWh/h]: **3,321.3**
 DAM Share of forecasted net consumption [%]: **46.70**
 Value [mil. euro]: **142.64**

Period	Total Traded Volume [MWh]	Average Traded Volume [MWh/h]	DAM Share [%]	Average Price [euro/MWh]	Value of Transactions [euro]
January 2020	2,853,250.0	3,835.0	54.35%	52.80	153,485,594.17
January 2021	2,471,037.8	3,321.3	46.70%	55.68	142,635,948.81
Variation	▼ -13.40%	▼ -13.40%	▼ -14.08%	▲ +5.46%	▼ -7.07%

Period	Total Traded Volume [MWh]	Average Traded Volume [MWh/h]	DAM Share [%]	Average Price [euro/MWh]	Value of Transactions [euro]
December 2020	2,117,993.7	2,846.8	41.11%	58.37	128,866,545.79
January 2021	2,471,037.8	3,321.3	46.70%	55.68	142,635,948.81
Variation	▲ +16.67%	▲ +16.67%	▲ +13.58%	▼ -4.61%	▲ +10.69%

Intraday Market - January 2021

Number of registered participants on IDM: **158**
 Number of active market participants [participants/month]: **91**
 Average price (weighted mean) [euro/MWh]: **56.61**
 Total traded volume [MWh]: **82,599.9**
 Average traded volume [MWh/h]: **111.0**
 IDM Share of forecasted net consumption [%]: **1.56**
 Value [mil. euro]: **4.68**

Period	Total Traded Volume [MWh]	Average Traded Volume [MWh/h]	DAM Share [%]	Average price (weighted mean) [euro/MWh]	Value of Transactions [euro]
January 2020	62,543.2	84.1	1.19%	41.50	2,595,801.81
January 2021	82,599.9	111.0	1.56%	56.61	4,676,330.13
Variation	▲ +32.07%	▲ +32.07%	▲ +31.02%	▲ +36.41%	▲ +80.15%

Period	Total Traded Volume [MWh]	Average Traded Volume [MWh/h]	DAM Share [%]	Average price (weighted mean) [euro/MWh]	Value of Transactions [euro]
December 2020	73,383.1	98.6	1.42%	68.21	5,005,134.00
January 2021	82,599.9	111.0	1.56%	56.61	4,676,330.13
Variation	▲ +12.56%	▲ +12.56%	▲ +9.58%	▼ -16.99%	▼ -6.57%

Centralised Market for Bilateral Contracts - January 2021

Extended Auctions Mechanism – CMBC - EA operational until May 8, 2020

Traded Bilateral Contracts with Delivery in January:

- Number: **128**
- Total traded volume [MWh]: **541,065.440**
- Market Share of forecasted net consumption [%]: **10.23**
- Average price (weighted mean) [euro/MWh]: **51.42**
- Value [mil. euro]: **27.82**

Flexible Extended Auctions Mechanism – CMBC - EA - flex

Number of registered participants on CMBC-EA: **170**

Number of active market participants [participants/month]: **16**

Bilateral Contracts Traded in January:

- Number: **8**
- Total traded volume [MWh]: **222,919.000**
- Average price (weighted mean) [euro/MWh]: **54.71**
- Value [mil. euro]: **12.20**

Traded Bilateral Contracts with Delivery in January:

- Number: **323**
- Total traded volume [MWh]: **1,248,937.280**
- Market Share of forecasted net consumption [%]: **23.60**
- Average price (weighted mean) [euro/MWh]: **52.69**
- Value [mil. euro]: **65.81**

Continuous Negotiation mechanism

Number of registered participants on CMBC-CN: **189**

Number of active market participants [participants/month]: **43**

Standard Contracts traded in January:

- Number of forward contracts: **2,790**
- Total traded volume [MWh]: **93,757**
- Average price (weighted mean) [euro/MWh]: **55.78**
- Value [mil. euro]: **5.23**

Traded Standard Contracts with Delivery in January:

- Number of forward contracts: **11,082**
- Total traded volume [MWh]: **635,868**
- Market Share of forecasted net consumption [%]: **12.02**
- Average price (weighted mean) [euro/MWh]: **53.59**
- Value [mil. euro]: **34.08**

Centralised Market with double continuous negotiation for Electricity Bilateral Contracts - January 2021

Number of registered participants on CM-OTC: **83**

Number of active market participants [participants/month]: **52**

Bilateral Contracts Traded in January:

- Total traded volume [MWh]: **2,271,643**
- Average price (weighted mean) [euro/MWh]: **53.89**
- Value [mil. euro]: **122.43**

Traded Bilateral Contracts with Delivery in January:

- Total traded volume [MWh]: **3,177,384**
- Market Share of forecasted net consumption [%]: **60.05**
- Average price (weighted mean) [euro/MWh]: **53.53**
- Value [mil. euro]: **170.07**

Centralised Market for Universal Service - January 2021

Number of registered participants on CMUS: **16**

Number of active market participants [participants/month]: **1**

Contracts Traded in January:

- Number: **0**
- Total traded volume [MWh]: **0**
- Average price (weighted mean) [euro/MWh]: -
- Value [mil. euro]: **0.00**

Traded Contracts with Delivery in January:

- Number: **0**
- Total traded volume [MWh]: **0**
- Market Share of forecasted net consumption [%]: **0.00**
- Average price (weighted mean) [euro/MWh]: -
- Value [mil. euro]: **0.00**

Centralised Market for Electricity from Renewable Energy Sources Supported by Green Certificates - January 2021

Number of registered participants on CME-RES-GC: **136**

Number of active market participants [participants/month]: **15**

Contracts Traded in January:

- Number: **20**

Electricity:

- Total traded volume [MWh]: **42,272.0**
- Average price (weighted mean) [euro/MWh]: **36.16**
- Value [mil. euro]: **1.53**

Green Certificates:

- Number: **129,936**
- Average price (weighted mean) [euro/certificate]: **29.40**

Traded Contracts with Delivery in January:

- Number: **77**

Electricity:

- Total traded volume [MWh]: **102,486.4**
- Market Share of forecasted net consumption [%]: **1.94**
- Average price (weighted mean) [euro/MWh]: **42.27**
- Value [mil. euro]: **4.33**

Green Certificates Market - January 2021

Number of registered participants on Green Certificates Market: **925**

Green Certificates anonymous Centralised Spot Market

Number of active market participants [participants/month]: **208**

Green Certificates traded in January:

- Number: **413,881**
- Average price (weighted mean) [euro/certificate]: **29.40**

Green Certificates anonymous Centralised Term Market

Number of active market participants [participants/month]: **60**

Green Certificates traded in January:

- Number: **46,000**
- Average price (weighted mean) [euro/certificate]: **29.40**

Day Ahead Market for Natural Gas - January 2021

Number of registered participants on DAM-NG: **28**
Number of active market participants [participants/month]:**0**
Average price (weighted mean) [lei/MWh]: -
Total traded volume [MWh]: **0**
Value [mil. lei]: **0.00**

Centralised Market for Natural Gas - Trading Mechanism PCGN-LN - January 2021

Number of registered participants on PCGN-LN: **32**
Number of active market participants [participants/month]: **1**

Standard Contracts traded in January:

- Total traded volume [MWh]: **0**
- Average price (weighted mean) [lei/MWh]: -
- Value [mil. lei]: **0.00**

Traded Standard Contracts with Delivery in January:

- Total traded volume [MWh]: **221,650**
- Average price (weighted mean) [lei/MWh]: **72.15**
- Value [mil. lei]: **15.99**

For more information about the Power Market results of the analyzed month, the reader is referred to OPCOM website: www.opcom.ro

Day Ahead Market Prices (euro/MWh)				January 2021			
Base (1-24)		Peak (9-20)		Off-Peak (1-8, 21-24)			
55.68	▼ -4.61%	65.51	▼ -10.07%	45.85	▲ +4.44%		

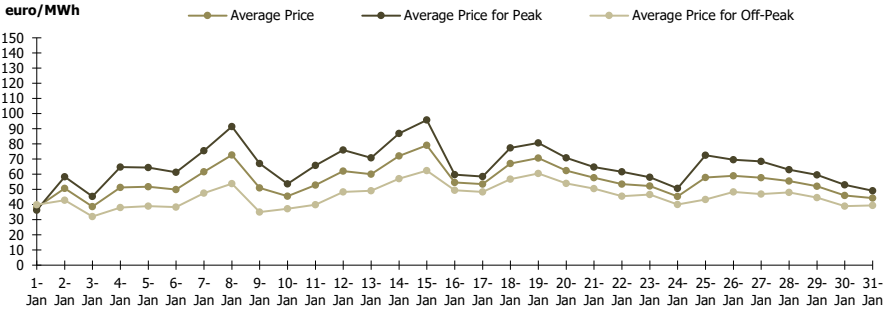


Figure 1: Daily DAM price development (base, peak and off-peak)

Day Ahead Market		January 2021	
Traded Volume [MWh]	Market Share [%]		
2,471,037.8	46.70	▲ +16.67%	

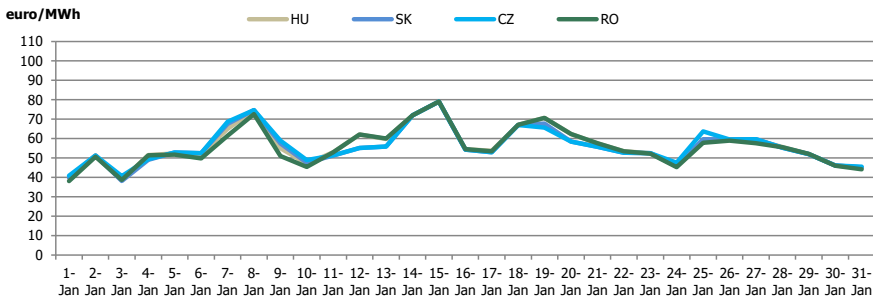


Figure 2: Daily DAM price development (base, peak and off-peak)

DAM Prices - 4MMC Coupling Results					January 2021			
	RO	HU	SK	CZ				
Average Price (euro/MWh)	55.68	56.40	55.77	56.16				
Minimum Hourly Price (euro/MWh)	4.75	8.43	8.43	8.43				
Maximum Hourly Price (euro/MWh)	123.31	123.31	120.00	104.19				

Utilisation Rate of ATC for DAM – 4MMC Coupling Results					January 2021	
	RO->HU	HU->RO	HU->SK	SK->HU	SK->CZ	CZ->SK
ATC for DAM (MWh)	598,296.0	740,904.0	770,864.0	909,736.0	1,016,175.0	1,428,505.0
DAM Cross Border Flow (MWh)	180,562.2	140,659.2	102,219.1	451,046.8	177,338.6	458,111.2
Utilisation Rate of ATC for DAM (%)	30.18%	18.98%	13.26%	49.58%	17.45%	32.07%

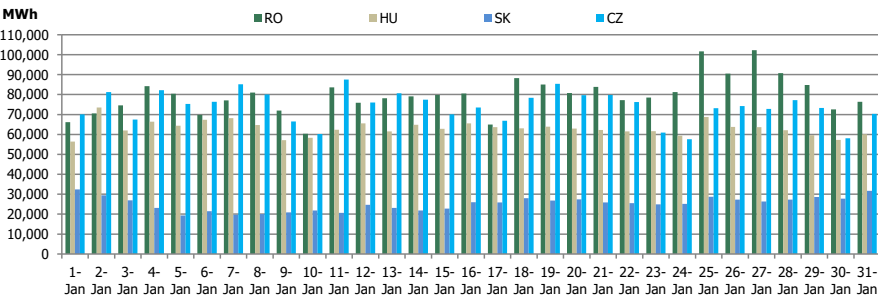


Figure 3: Daily DAM Traded Volume Development – 4MMC Coupling Results

Centralised Market for Electricity Bilateral Contracts (CMBC-EA and CMBC-CN)		January 2021
Traded Volume with Delivery in the analysed month [MWh]		Market Share [%]
1,176,933	▼ -46.28%	22.24

Centralised Market with double continuous negotiation for Electricity Bilateral Contracts		January 2021
Traded Volume with Delivery in the analysed month [MWh]		Market Share [%]
3,177,384	▲ +43.69%	60.05

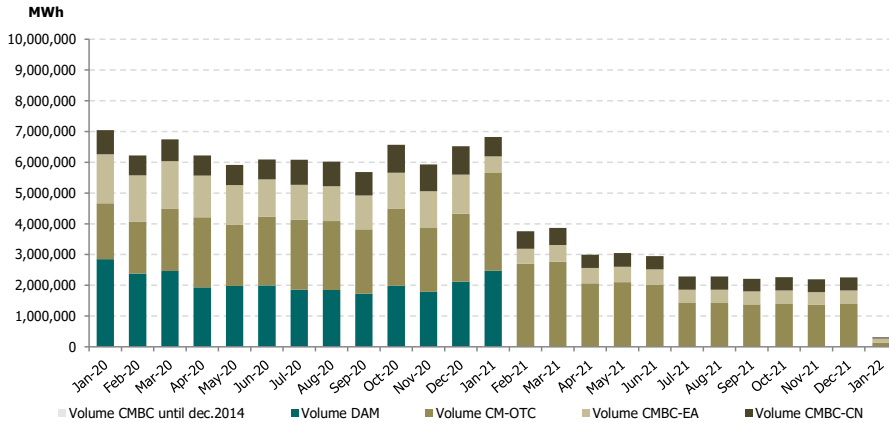


Figure 4: Monthly development of traded volumes on DAM and centralised market for bilateral contracts (CMBC, CMBC-EA, CMBC-CN, CM-OTC) with delivery in the analysed period

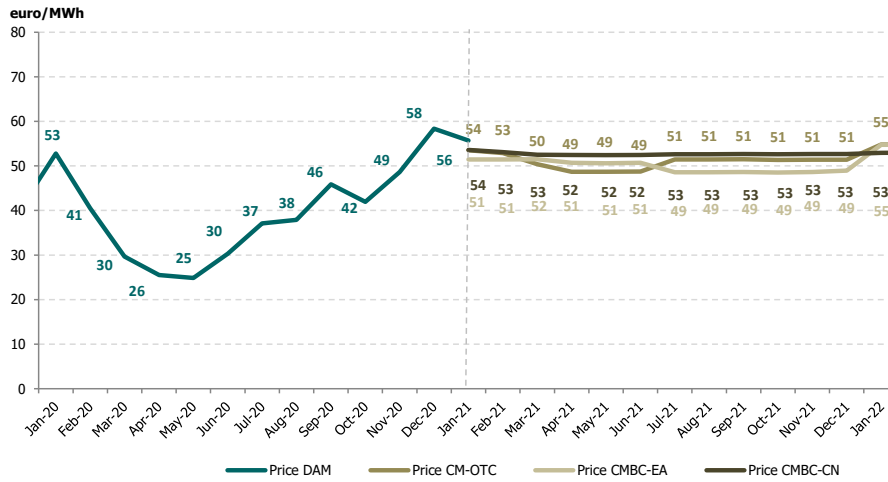


Figure 5: Monthly development of average price on DAM and on centralised market for bilateral contracts (CMBC-EA, CMBC-CN, CM-OTC)

Green Certificates anonymous Centralised Spot Market		January 2021
Number of Green Certificates		Price* [euro/certificate]
413,881	▼ -68.97%	29.40

Green Certificates anonymous Centralised Term Market		January 2021
Number of Green Certificates		Price* [euro/certificate]
46,000	▲ +1050.00%	29.40

*The price in Romanian currency was converted to euro using the average exchange rate for the last month of the previous year published by National Bank of Romania (NBR). This reference exchange rate respects the provisions of the Law 220/27.10.2008, with further amendments and additions.



Opcom

www.opcom.ro

Bd. Hristo Botev 16-18

București 030236

ROMÂNIA

