



*earning every day-ahead your trust
stepping forward to the future*

opcom

Romanian gas and electricity market operator

Opcom

MONTHLY MARKET REPORT

SEPTEMBER 2017

Day-Ahead Market - September 2017

Number of registered participants on Day Ahead Market: **378**
 Number of active market participants [participants/month]: **281**
 Average number of active market participants [participants/day]: **264**
 Average price (arithmetic mean) [EUR/MWh]: **43.00**
 Average price (weighted mean) [EUR/MWh]: **44.20**
 Total traded volume [MWh]: **2,028,255.0**
 Average traded volume [MWh/h]: **2,817.0**
 DAM share of net forecasted consumption [%]: **46.97**
 Value [mil. EUR]: **89.64**

Period	Total Traded Volume [MWh]	Average Traded Volume [MWh/h]	DAM Share [%]	Average Price [EUR/MWh]	Value of Transactions [EUR]
September 2016	2,164,677.4	3,006.5	51.29%	35.77	77,748,184.56
September 2017	2,028,255.0	2,817.0	46.97%	43.00	89,639,032.46
Variation	▼-6.30%	▼-6.30%	▼-8.41%	▲+20.20%	▲+15.29%

Period	Total Traded Volume [MWh]	Average Traded Volume [MWh/h]	DAM Share [%]	Average Price [EUR/MWh]	Value of Transactions [EUR]
August 2017	2,144,633.8	2,882.6	46.47%	56.93	126,443,584.56
September 2017	2,028,255.0	2,817.0	46.97%	43.00	89,639,032.46
Variation	▼-5.43%	▼-2.27%	▲+1.09%	▼-24.48%	▼-29.11%

Intraday Market - September 2017

Number of registered participants on IDM: **125**
 Number of active market participants [participants/month]: **47**
 Average price (weighted mean) [EUR/MWh]: **33.32**
 Total traded volume [MWh]: **8,457.290**
 Average traded volume [MWh/h]: **11.746**
 Value [EUR]: **281,766.25**

Centralized Market for Bilateral Contracts - September 2017

Extended Auctions Mechanism – CMBC - EA

Number of registered participants on CMBC-EA: **354**
 Number of active market participants [participants/month]: **59**

Bilateral Contracts Traded in September:

- Number of Traded Offers: **96**
- Traded electricity volume [MWh]: **2,687,552.610**
- Average price (weighted mean) [EUR/MWh]: **43.78**
- Value [mil. EUR]: **117.67**

Bilateral Contracts with Delivery in September:

- Number: **420**
- Electricity Volume [MWh]: **2,101,787.040**
- Market Share out of the estimated consumption [%]: **48.68**
- Average price (weighted mean) [EUR/MWh]: **36.46**
- Value [mil. EUR]: **76.63**

Continuous Negotiation mechanism

Number of registered participants on CMBC-CN: **196**
 Number of active market participants [participants/month]: **62**

Standard Contracts traded in September:

- Number of forward contracts: **520**
- Traded electricity volume [MWh]: **1,097,594**

- Average price (weighted mean) [EUR/MWh]: **42.62**
- Value [mil. EUR]: **46.78**

Standard Contracts with Delivery in September:

- Number of forward contracts: **1,834**
- Electricity Volume [MWh]: **1,091,080**
- Market Share out of the estimated consumption [%]: **25.27**
- Average price (weighted mean) [EUR/MWh]: **39.33**
- Value [mil. EUR]: **42.92**

Centralized Market with double continuous negotiation for Electricity Bilateral Contracts - September 2017

Number of registered participants on CM-OTC: **97**

Number of active market participants [participants/month]: **43**

Bilateral Contracts Traded in September:

- Number of market participants with concluded trades [participants/month]: **31**
- Average price (weighted mean) [EUR/MWh]: **42.59**
- Total traded volume [MWh]: **2,927,606**
- Value [mil. EUR]: **124.68**

Bilateral Contracts with Delivery in September:

- Number of market participants with concluded trades [participants/month]: **62**
- Average price (weighted mean) [EUR/MWh]: **40.34**
- Total traded volume [MWh]: **2,606,096**
- Market Share out of the estimated consumption [%]: **60.35**
- Value [mil. EUR]: **105.13**

Centralized Market for Universal Service – September 2017

Number of registered participants on CMUS: **32**

Contracts Traded in September:

- Number of traded contracts: **833**
- Total traded volume [MWh]: **1,569,387**
- Average price (weighted mean) [EUR/MWh]: **50.92**
- Value [mil. EUR]: **79.91**

Weighted average price of the bilateral contracts concluded on CMUS and on CMBC - EA, CMBC-CN, CM-OTC, after the effective date of ANRE Order no. 75/09.08.2017¹, (respectively beginning with 10 August 2017) $p_{PCSU+PC}^{med}$, with delivery in September 2017

- $p_{PCSU+PC}^{med}$ [EUR/MWh]: **50.95**

Green Certificates Market - September 2017

Number of registered participants on Green Certificates Market: **941**

Centralized Market for Green Certificates

Number of active market participants [participants/month]: **110**

Green Certificates traded in September:

- Number: **13,323**
- Average price (weighted mean)² [EUR/certificate]: **29.40**

For more information about the Power Market results of **September 2017** the reader is referred to OPCOM website: www.opcom.ro

¹ ANRE Order no. 75/09.08.2017 amending the Regulation concerning the organization and functioning of the simultaneous auctions with decreasing price on the Centralized Market for Universal Service, approved by Order of the president of the Romanian Energy Regulatory Authority no. 65/22.07.2014 and for the modification and completion of the Methodology for establishing the tariffs applied by last resort suppliers to final customers, approved by the Order of the President of the Romanian Energy Regulatory Authority no. 92/2015

² For the month in which the average price value by rounding the hundredth order is situated outside the traded limit values approved by ANRE, it will be applied the rounding down or up to the hundredth order taking into account the framing sense of the admissible limits.

The price in Romanian currency was converted to EUR using the average exchange rate for the last month of the previous year published by National Bank of Romania (NBR). This reference exchange rate respects the provisions of the Law 220/27.10.2008, with further amendments and additions

Day Ahead Market Prices (EUR/MWh)		September 2017	
Base (1-24)	Peak (9-20)	Off-Peak (1-8 & 21-24)	
43.00	49.38	36.61	
▼ -24.48%	▼ -27.67%	▼ -19.69%	

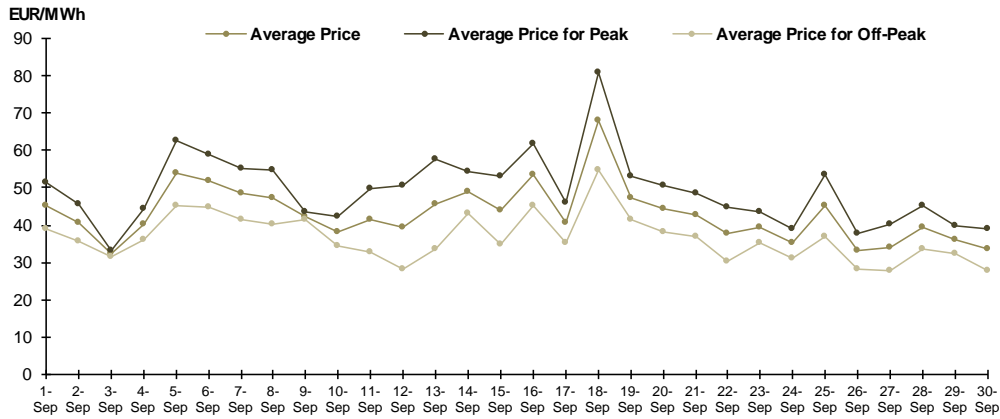


Figure 1: Daily DAM price development (base, peak and off-peak)

Day Ahead Market		September 2017	
Traded Volume [MWh]	Market Share [%]		
2,028,255.0	46.97	▼ - 5.43%	

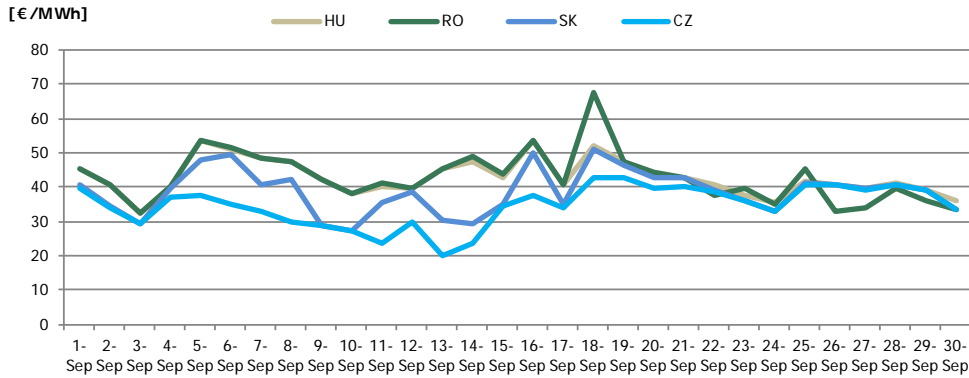


Figure 2: Daily Average DAM Price Development – 4MMC Coupling Results

DAM Prices - 4MMC Coupling Results					September 2017				
	RO	HU	SK	CZ		RO	HU	SK	CZ
Average Price [euro/MWh]	43.00	42.88	38.72	34.75					
Minimum Hourly Price [euro/MWh]	4.93	4.93	-10.00	-10.00					
Maximum Hourly Price [euro/MWh]	108.74	95.00	95.00	55.50					

Utilisation Rate of ATC for DAM – 4MMC Coupling Results							September 2017						
	RO->HU	HU->RO	HU->SK	SK->HU	SK->CZ	CZ->SK		RO->HU	HU->RO	HU->SK	SK->HU	SK->CZ	CZ->SK
ATC for DAM (MW)	213,886.0	612,914.0	1,026,000.0	462,000.0	1,300,509.0	787,520.0							
DAM Cross Border Flow (MWh)	31,660.7	247,575.5	25,793.7	348,376.6	122,940.2	639,258.4							
Utilisation Rate of ATC for DAM (%)	14.80%	40.39%	2.51%	75.41%	9.45%	81.17%							

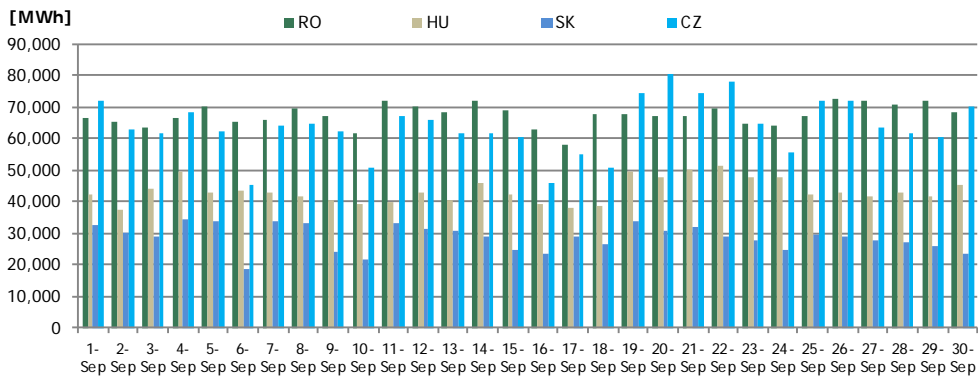


Figure 3: Daily DAM Traded Volume Development – 4MMC Coupling Results

Centralized Market for Electricity Bilateral Contracts (CMBC-EA and CMBC-CN)		
September 2017		
Delivery Volume [MWh]		Market Share [%]
3,192,867	▲ +0.64%	73.94

Centralized Market with double continuous negotiation for Electricity Bilateral Contracts		
September 2017		
Delivery Volume [MWh]		Market Share [%]
2,606,096	▲ +24.08%	60.35

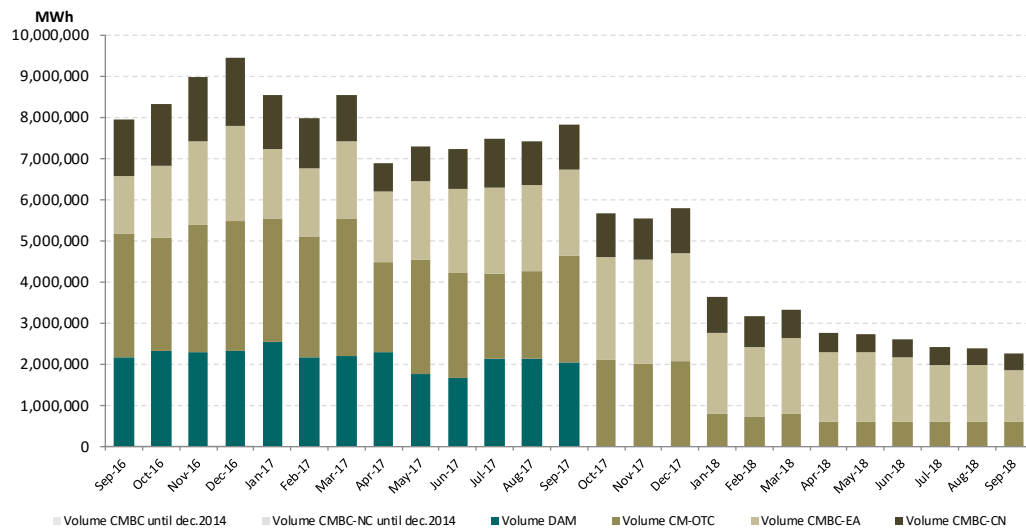


Figure 4: Monthly development for DAM transactions and deliveries according to contracts concluded on centralized market for bilateral contracts

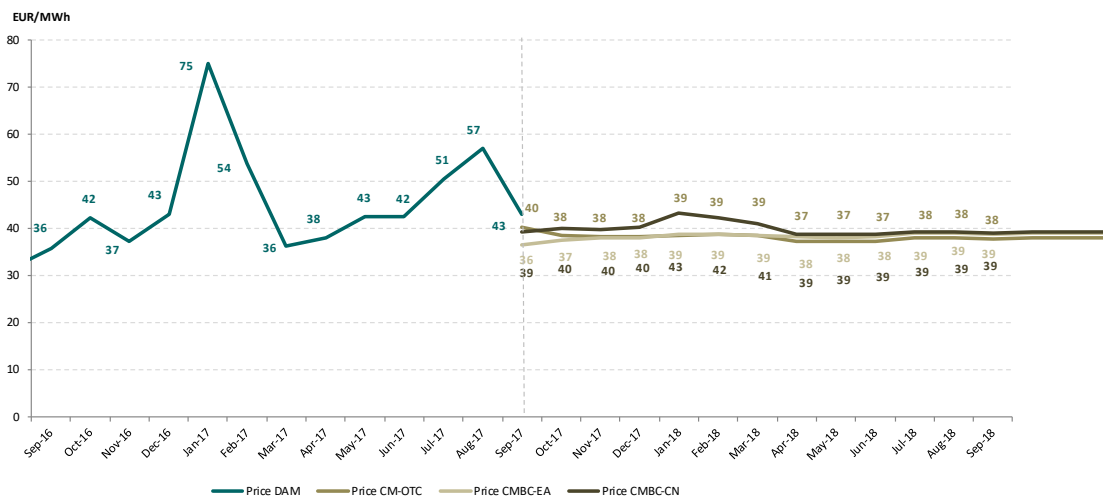


Figure 5: Monthly development for DAM average price and average price for deliveries according to concluded bilateral contracts

Green certificates anonymous centralized spot market	
September 2017	
Number of Green Certificates	Price* [EUR/certificate]
13,323	29.40

*The price in Romanian currency was converted to EUR using the average exchange rate for the last month of the previous year published by National Bank of Romania (NBR). This reference exchange rate respects the provisions of the Law 220/27.10.2008, with further amendments and additions.



Opcom

www.opcom.ro

Bd. Hristo Botev 16-18

București 030236

ROMÂNIA

