



*earning every day-ahead your trust
stepping forward to the future*

opcom

Romanian gas and electricity market operator

Opcom

MONTHLY MARKET REPORT

APRIL 2015

Day-Ahead Market - April 2015

Number of registered participants on Day Ahead Market: **276**
 Number of active market participants [participants/month]: **210**
 Average number of active market participants [participants/day]: **193**
 Average price (arithmetic mean) [EUR/MWh]: **26.34**
 Average price (weighted mean) [EUR/MWh]: **27.22**
 Total traded volume [MWh]: **1,762,671.5**
 Average traded volume [MWh/h]: **2,448.2**
 DAM share of net forecasted consumption [%]: **42.49**
 Value [mil. EUR]: **47.97**

Period	Total Traded Volume [MWh]	Average Traded Volume [MWh/h]	DAM Share [%]	Average Price [EUR/MWh]	Value of Transactions [EUR]
April-14	1,864,257.472	2,589.246	45.15%	36.77	69,169,382.01
April-15	1,762,671.500	2,448.155	42.49%	26.34	47,974,333.14
Variation	▼-5.45%	▼-5.45%	▼-5.89%	▼-28.36%	▼-30.64%

Period	Total Traded Volume [MWh]	Average Traded Volume [MWh/h]	DAM Share [%]	Average Price [EUR/MWh]	Value of Transactions [EUR]
March-15	2,105,921.700	2,834.350	44.44%	32.32	71,370,071.06
April-15	1,762,671.500	2,448.155	42.49%	26.34	47,974,333.14
Variation	▼-16.30%	▼-13.63%	▼-4.40%	▼-18.49%	▼-32.78%

Intraday Market - April 2015

Number of registered participants on IDM: **110**
 Number of active market participants [participants/month]: **38**
 Total traded volume [MWh]: **7,878.750**
 Average traded volume [MWh/h]: **10.943**
 Value [EUR]: **186,897.96**

Centralized Market for Bilateral Contracts - April 2015

Extended Auctions Mechanism – CMBC - EA

Number of registered participants on CMBC-EA: **292**

Bilateral Contracts Traded in April:

- Number of Traded Offers: **48**
- Traded electricity volume [MWh]: **2,179,242**
- Average price (weighted mean) [EUR/MWh]: **36.61**
- Value [mil. EUR]: **79.77**

Bilateral Contracts with Delivery in April:

- Number: **73**
- Electricity Volume [MWh]: **261,566**
- Market Share out of the estimated consumption [%]: **6.30**
- Average price (weighted mean) [EUR/MWh]: **35.21**
- Value [mil. EUR]: **9.21**

Continuous Negotiation mechanism

Number of registered participants on CMBC-CN: **96**

Standard Contracts traded in April:

- Number of forward contracts: **68**
- Traded electricity volume [MWh]: **365,381**
- Average price (weighted mean) [EUR/MWh]: **32.22**
- Value [mil. EUR]: **11.77**

Standard Contracts with Delivery in April:

- Number of forward contracts: **2,007**
- Electricity Volume [MWh]: **558,912**
- Market Share out of the estimated consumption [%]: **13.47**
- Average price (weighted mean) [EUR/MWh]: **34.92**
- Value [mil. EUR]: **19.52**

Centralized Market with double continuous negotiation for Electricity Bilateral Contracts - April 2015

Number of registered participants on CM-OTC: **65**

Bilateral Contracts Traded in April:

- Number of market participants with concluded trades [participants/month]: **41**
- Average price (weighted mean) [EUR/MWh]: **35.02**
- Total traded volume [MWh]: **2,860,053**
- Value [mil. EUR]: **100.17**

Bilateral Contracts with Delivery in April:

- Number of market participants with concluded trades [participants/month]: **38**
- Average price (weighted mean) [EUR/MWh]: **34.71**
- Total traded volume [MWh]: **1,159,392**
- Market Share out of the estimated consumption [%]: **27.95**
- Value [mil. EUR]: **40.24**

Centralized Market for Universal Service – April 2015

Number of registered participants on CMUS: **17**

Contracts with Delivery in April:

- Number of traded contracts: **653**
- Electricity Volume [MWh]: **429,840**
- Average price (weighted mean) [EUR/MWh]: **37.72**
- Value [mil. EUR]: **16.21**

Green Certificates Market - April 2015

Number of registered participants on Green Certificates Market: **777**

Centralized Market for Green Certificates

Green Certificates traded in April:

- Number: **15,435**
- Average price (weighted mean) [EUR/certificate]: **29.40**
- Number of active market participants: **108**

Green Certificates Bilateral Contracts Market

Green Certificates traded in April:

- Number: **705,203**
- Average price (weighted mean) [EUR/certificate]: **29.40**
- Number of active market participants: **157**

For more information about the Power Market results of **April 2015** the reader is referred to OPCOM website: www.opcom.ro

Day Ahead Market Prices (EUR/MWh)		April 2015	
Base (1-24)	Peak (9-20)	Off-Peak (1-8 & 21-24)	
26.34	27.43	25.26	
	▼ -18.49%	▼ -28.92%	▼ -2.98%

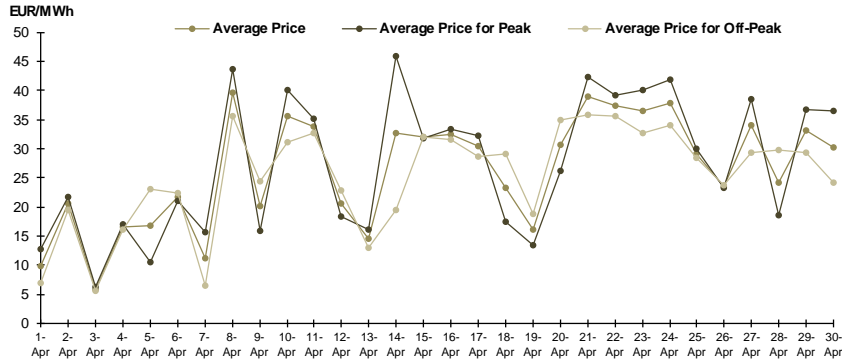


Figure 1: Daily DAM price development (base, peak and off-peak)

Day Ahead Market		April 2015	
Traded Volume [MWh]	Market Share [%]		
1,762,671.5	42.49	▼ -16.30%	

Centralized Market for Electricity Bilateral Contracts (CMBC and CMBC-CN)		April 2015	
Delivery Volume [MWh]	Market Share [%]		
820,478	19.78	▲ +173.58%	

Centralized Market with double continuous negotiation for Electricity Bilateral Contracts		April 2015	
Delivery Volume [MWh]	Market Share [%]		
1,159,392	27.95	▼ -26.62%	

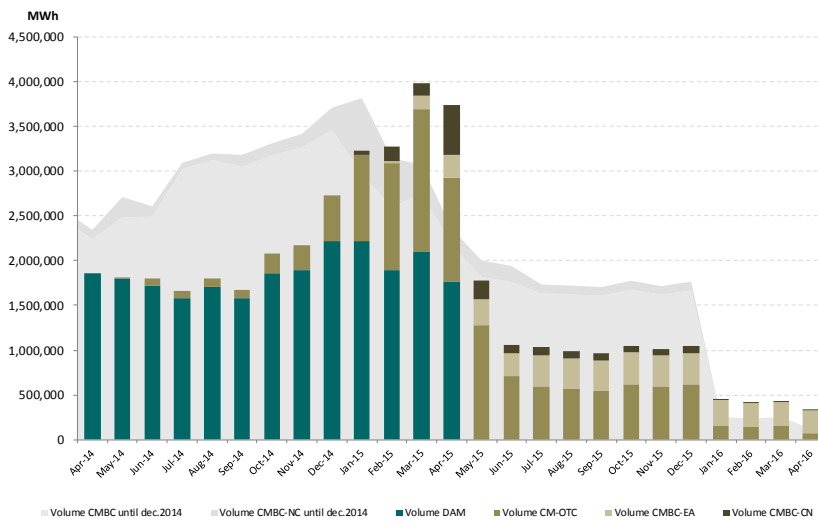


Figure 2: Monthly development for DAM transactions and deliveries according to contracts concluded on centralized market for bilateral contracts

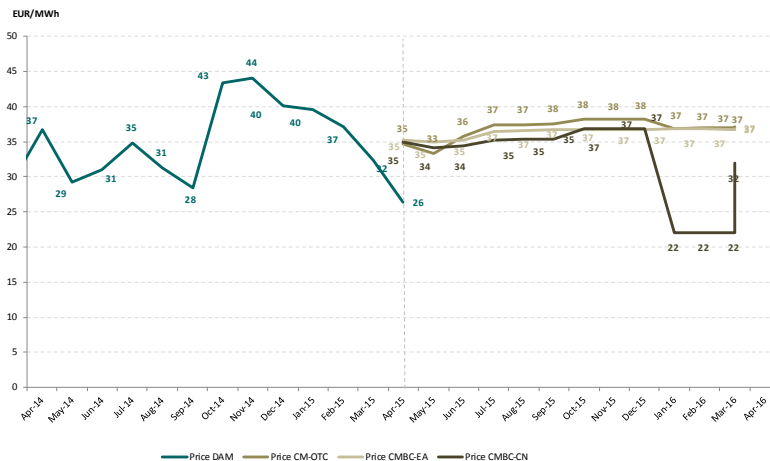


Figure 3: Monthly development for DAM average price and average price for deliveries according to concluded bilateral contracts

Centralized Market for Green Certificates		April 2015	
Number of Green Certificates		Price* [EUR/certificate]	
15,435	▼ 85.96%	29.40	■ 0.00%



Figure 4: Monthly development for price and number of traded green certificates traded on CMGC

Green Certificates Bilateral Contracts Market		April 2015	
Number of Green Certificates		Price* [EUR/certificate]	
705,203	▼ -38.15%	29.40	▼ -0.01%

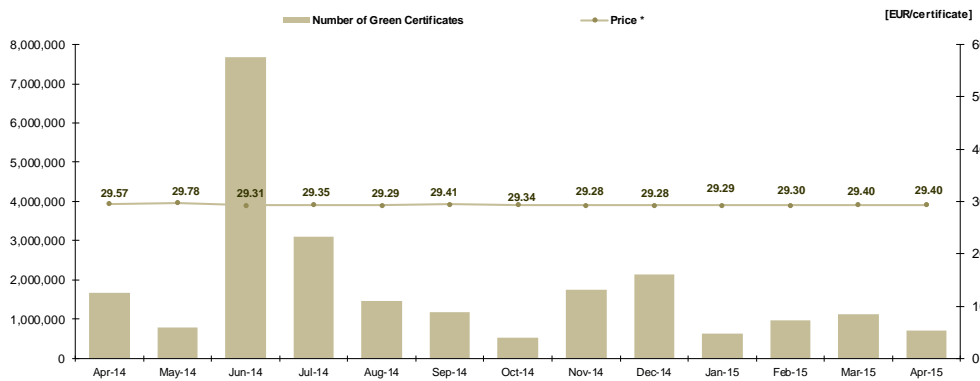


Figure 5: Monthly development for price and number of traded green certificates traded on GCBCM

*The price in Romanian currency was converted to EUR using the average exchange rate for the last month of the previous year published by National Bank of Romania (BNR). This reference exchange rate respects the provisions of the Law 220/27.10.2008, with further amendments and additions.



Opcom

www.opcom.ro

Bd. Hristo Botev 16-18

București 030236

ROMÂNIA

