

[www.opcom.ro](http://www.opcom.ro)



**opcom**

"earning every Day-Ahead  
your trust"

## MONTHLY MARKET REPORT



**August 2010**



## Day-Ahead Market

### Spot Market Relevant figures for August 2010:

Number of registered participants on Day Ahead Market: **105**  
 Number of active market participants [participants/month]: **63**  
 Average number of active market participants [participants/day]: **60**  
 Average price [euros/MWh]: **32.77**  
 Total traded volume [MWh]: **870,171.022**  
 Average traded volume [MWh/h]: **1,169.585**  
 DAM share of net forecasted consumption [%]: **20.74**  
 Value of transactions [mil. euros]: **28.96**

Period	Total Traded Volume [MWh]	Average Traded Volume [MWh/h]	DAM Share [%]	Average Price [euros/MWh]	Value of Transactions [euros]
August 2009	495,064.093	665.409	12.48%	36.53	19,026,442.41
August 2010	870,171.022	1,169.585	20.74%	32.77	28,963,632.49
Variation	▲ +75.77%	▲ +75.77%	▲ +66.22%	▼ -10.30%	▲ +52.23%

Period	Total Traded Volume [MWh]	Average Traded Volume [MWh/h]	DAM Share [%]	Average Price [euros/MWh]	Value of Transactions [euros]
July 2010	846,846.687	1,138.235	20.72%	34.68	30,147,755.14
August 2010	870,171.022	1,169.585	20.74%	32.77	28,963,632.49
Variation	▲ +2.75%	▲ +2.75%	▲ +0.09%	▼ -5.51%	▼ -3.93%

## Centralized Market for Bilateral Contracts

### CMBC Relevant figures for August 2010:

Number of registered participants on CMBC: **105**  
 Traded electricity volume [MWh]: **0**  
 Number of Traded Offers: **0**  
 Bilateral Contracts with Delivery in August:

- Number: **21**
- Electricity Volume [MWh]: **355,020**
- Market Share calculated dividing deliveries for August 2010 by the estimated consumption [%]: **9.01**
- Avg. (arithmetic mean) Price [euros/MWh]: **38.50**
- Avg. (weighted mean) Price [euros/MWh]: **36.34**
- Value [mil. euros]: **12.90**

### CMBC-NC Relevant figures for August 2010:

Number of registered participants on CMBC-CN: **67**  
 Traded electricity volume [MWh]: **0**  
 Delivered electricity volume [MWh]: **0**

## Centralized Market for Green Certificates

### GCM Relevant figures for August 2010:

Number of registered participants on Centralized Market for Green Certificates: **109**  
 Green Certificates:

- Number: **23,401**
- Price [euros/certificate]: **55**

The number of green certificates traded centralized represents 60.10% from the number of green certificates issued for 2010.

Day Ahead Market Prices (euros/MWh)		August 2010	
Base (1-24)	Peak (7-22)	Off-Peak (1-6 & 23-24)	
32.77	36.10	26.10	
	-5.51%		-6.21%
			-3.51%

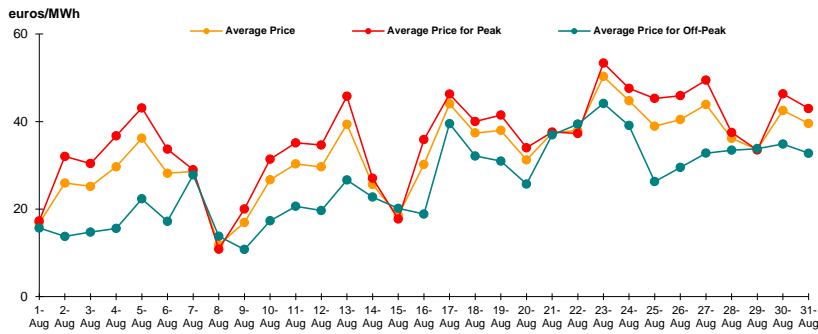


Figure 1: Daily DAM price development (base, peak and off-peak)

Day Ahead Market		August 2010	
Traded Volume [MWh]	Market Share [%]		
870,171.022	20.74	+2.75%	

Centralized Market for Bilateral Contracts – Public Auction		August 2010	
Delivery Volume [MWh]	Market Share [%]		
355,020.000	9.01	0.00%	

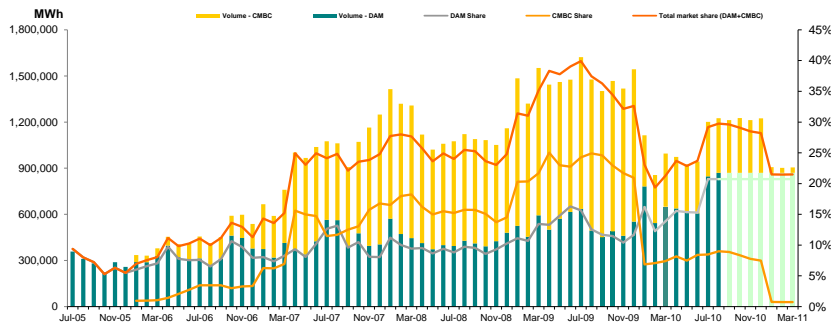


Figure 2: Monthly development for DAM transactions and deliveries according to contracts concluded on CMBC

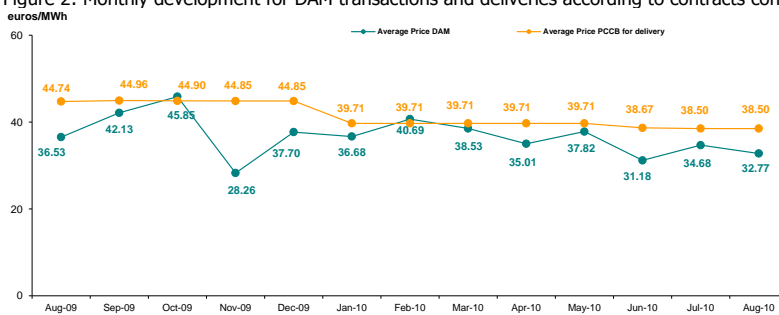


Figure 3: Monthly development for DAM average price and CMBC average price for deliveries according to concluded contracts

Centralized Market for Green Certificates		August 2010	
Number of Green Certificates	Price* [euros/certificate]		
23,401	55.00	-12.29%	0.00%



Figure 4: Monthly development for price and number of traded green certificates

\*The price in Romanian currency was converted to euro using the average exchange rate for the last month of the previous year published by National Bank of Romania (BNR). This reference exchange rate respects the provisions of the Law 220/27.10.2008. For May 2009-February 2010, the value of the average exchange rate is equal to 3.9153 lei. Starting from March 2010 the value of the average exchange rate is equal to 4.2248 lei.

\*\* The price in Romanian currency was converted to euro using the exchange rate published by National Bank of Romania (BNR) in the preceding day of the trading day.



**opcom**

"earning every Day-Ahead  
your trust"

**"earning every Day-Ahead  
your trust"**

16-18 Hristo Botev Blvd., Bucharest - 3, ROMANIA - 030236  
Phone: +40 (21) 3071 450; Fax: +40 (21) 3071 400  
<http://www.opcom.ro>